


What are danger signs?




Find the danger sign in each row and draw a circle round it.



1



2




3




4



EN: Cycle Street




What would you like to warn others about?
Draw it inside the triangle.



What are danger signs? - Info for teachers

Time required:  1 lesson

Target group:  Years 2 - 3 (Grade 1 -2 in Germany)

Educational background

Traffic signs are grouped into geometric shapes. The shape and colour indicate internationally which type of traffic signs it is: for example, whether it is a mandatory, prohibition or warning sign. Recognising geometric shapes is an important basic mathematical skill which, once mastered, can help children with working out the meanings of traffic signs.

Possible lesson plan for Years 2 - 3 (Grade 1 - 2 in Germany)

The topic can be integrated very well into the maths curriculum, and it makes sense to combine this with the identification of geometric figures. The pupils first learn about the characteristics of the shapes circle, triangle, square and octagon and can discover them on the traffic signs. This can take place either in the classroom by looking at pictures or even during a learning walk. The children now know that there are traffic signs with different shapes. Now they look for traffic signs near the school. The pupils are given the task of finding only those with a triangular shape. These can then be photographed. In the classroom, the photos are used to discuss what the signs mean. It is emphasised that they are always in places where something needs to be warned about. It is made clear to the children that this is the special job of a triangular traffic sign. Often it is very easy to infer from the symbol on it (the first two left figures) what the warning is about. Some of them just have to be learnt (the last two figures).

The children can now show on the worksheet that they have understood this and also recognise the triangle as a shape. The second task allows them to draw freely what they want to warn others about.

Skills to be acquired

- The pupils distinguish geometric shapes according to their corners and properties.
- They recognise traffic signs in real life and combine them with their knowledge of geometric shapes.
- They learn that traffic signs that are triangular always warn people about something.

Ideas for extension work

Traffic sign bingo from our teaching materials.

Link to the video:

<https://www.mobilekids.net/en/media/1577>



Links to detailed teaching materials:

<https://www.mobilekids.net/en/downloads>

